

ADDENDUM A
ADDITIONAL DATA

CAPE CHARTER SCHOOL
ANNUAL EDUCATION RESULTS REPORT
2021-2022

NOVEMBER 23, 2022

Required Alberta Education Assurance Measures - Overall Summary

Fall 2022

Authority: 6019 CAPE - Centre for Academic and Personal Excellence Institute

Assurance Domain	Measure	Cen for Acad & Personal Exell			Alberta			Measure Evaluation		
		Current Result	Prev Year Result	Prev 3 Year Average	Current Result	Prev Year Result	Prev 3 Year Average	Achievement	Improvement	Overall
Student Growth and Achievement	Student Learning Engagement	84.1	88.5	n/a	85.1	85.6	n/a	n/a	n/a	n/a
	Citizenship	85.6	90.7	89.7	81.4	83.2	83.1	Very High	Declined	Good
	3-year High School Completion	n/a	n/a	n/a	83.2	83.4	81.1	n/a	n/a	n/a
	5-year High School Completion	n/a	n/a	n/a	87.1	86.2	85.6	n/a	n/a	n/a
	PAT: Acceptable	72.2	n/a	84.9	67.3	n/a	73.8	n/a	n/a	n/a
	PAT: Excellence	29.3	n/a	24.7	18.0	n/a	20.6	n/a	n/a	n/a
	Diploma: Acceptable	n/a	n/a	n/a	75.2	n/a	83.6	n/a	n/a	n/a
	Diploma: Excellence	n/a	n/a	n/a	18.2	n/a	24.0	n/a	n/a	n/a
Teaching & Leading	Education Quality	91.7	95.1	94.7	89.0	89.6	90.3	Very High	Declined	Good
Learning Supports	Welcoming, Caring, Respectful and Safe Learning Environments (WCRSLE)	89.1	93.4	n/a	86.1	87.8	n/a	n/a	n/a	n/a
	Access to Supports and Services	82.8	92.0	n/a	81.6	82.6	n/a	n/a	n/a	n/a
Governance	Parental Involvement	84.6	95.8	94.5	78.8	79.5	81.5	Very High	Declined	Good

Notes:

1. Data values have been suppressed where the number of respondents/students is fewer than 6. Suppression is marked with an asterisk (*).
2. Caution should be used when interpreting high school completion rate results over time, as participation in the 2019/20 and 2020/21 Diploma Exams was impacted by the COVID-19 pandemic. In the absence of Diploma Exams, achievement level of diploma courses were determined solely by school-awarded marks.
3. Participation in the Provincial Achievement Tests and Diploma Exams was impacted by the fires in 2018/19, as well as by the COVID-19 pandemic in 2019/20, 2020/21 and the January 2022 Diploma Exam administration. 2019/20, 2020/21 and 2021/22 are not included in the rolling 3-year average. Caution should be used when interpreting trends over time.
4. Aggregated PAT results are based upon a weighted average of percent meeting standards (Acceptable, Excellence). The weights are the number of students enrolled in each course. Courses included: English Language Arts (Grades 6, 9, 9 KAE), Français (6e et 9e année), French Language Arts (6e et 9e année), Mathematics (Grades 6, 9, 9 KAE), Science (Grades 6, 9, 9 KAE), Social Studies (Grades 6, 9, 9 KAE).
5. Security breaches occurred over the last few days of the 2021/22 PAT administration window. Students most likely impacted by these security breaches have been excluded from the provincial cohort. All students have been included in school and school authority reporting. Caution should be used when interpreting these results.
6. Aggregated Diploma results are a weighted average of percent meeting standards (Acceptable, Excellence) on Diploma Examinations. The weights are the number of students writing the Diploma Exam for each course. Courses included: English Language Arts 30-1, English Language Arts 30-2, French Language Arts 30-1, Français 30-1, Mathematics 30-1, Mathematics 30-2, Chemistry 30, Physics 30, Biology 30, Science 30, Social Studies 30-1, Social Studies 30-2.

Supplemental Alberta Education Assurance Measures - Overall Summary

Fall 2022

Authority: 6019 CAPE - Centre for Academic and Personal Excellence Institute

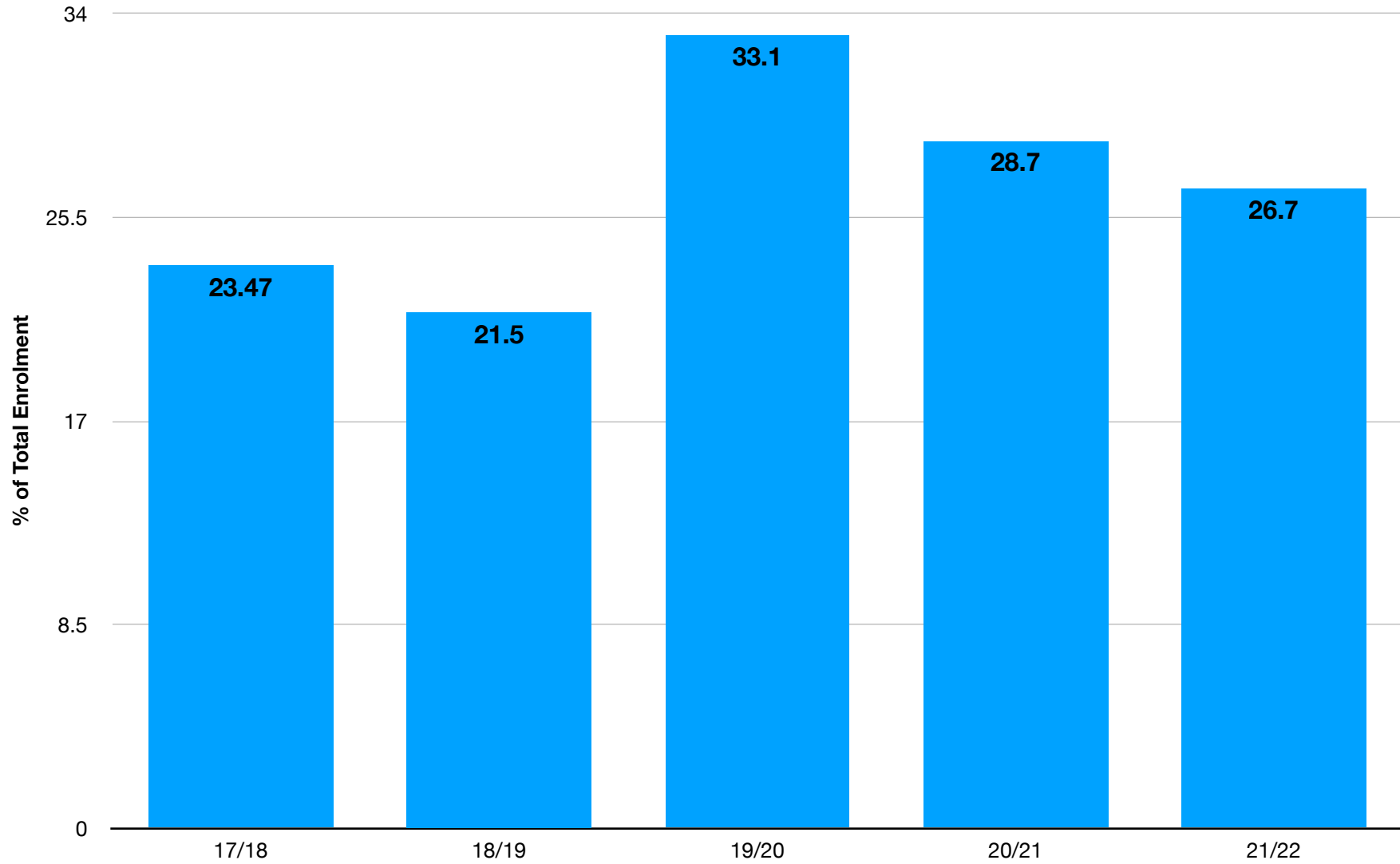
Measure	Cen for Acad & Personal Exell			Alberta			Measure Evaluation		
	Current Result	Prev Year Result	Prev 3 Year Average	Current Result	Prev Year Result	Prev 3 Year Average	Achievement	Improvement	Overall
Diploma Exam Participation Rate (4+ Exams)	n/a	n/a	n/a	n/a	n/a	56.6	n/a	n/a	n/a
Drop Out Rate	0.0	0.0	0.0	2.3	2.6	2.6	Very High	Maintained	Excellent
In-Service Jurisdiction Needs	73.0	85.7	75.2	83.7	84.9	85.1	Very Low	Maintained	Concern
Lifelong Learning	83.9	89.1	71.3	81.0	82.1	72.0	Very High	Improved	Excellent
Program of Studies	64.9	70.5	74.7	82.9	81.9	82.3	Very Low	Declined	Concern
Program of Studies - At Risk Students	82.4	91.4	90.8	81.9	82.7	84.8	Low	Declined Significantly	Concern
Rutherford Scholarship Eligibility Rate	n/a	n/a	n/a	70.2	68.0	66.4	n/a	n/a	n/a
Safe and Caring	90.6	93.9	93.3	88.8	90.0	89.2	Very High	Maintained	Excellent
Satisfaction with Program Access	76.0	83.5	77.6	72.6	71.8	74.1	Intermediate	Maintained	Acceptable
School Improvement	81.8	90.2	84.4	74.2	81.4	81.3	Very High	Maintained	Excellent
Transition Rate (6 yr)	n/a	n/a	n/a	60.3	60.0	59.8	n/a	n/a	n/a
Work Preparation	89.7	90.7	88.4	84.9	85.7	83.5	Very High	Maintained	Excellent

Notes:

1. Data values have been suppressed where the number of respondents/students is fewer than 6. Suppression is marked with an asterisk (*).
2. Participation in the Diploma Exams was impacted by the fires in 2018/19, as well as by the COVID-19 pandemic in 2019/20, 2020/21 and the January 2022 Diploma Exam administration. Caution should be used when interpreting trends over time.

Demographics					
	2017-2018	2018-2019	2019-2020	2020-2021	2021-2022
Staff	2.5 FTE administrators	2.4 FTE administrators	2.4 FTE administrators	2.5 FTE administrators	2.6 FTE administrators
	13.5 FTE teaching staff	16.9 FTE teaching staff	16.9 FTE teaching staff	16.0 FTE teaching staff	18.8 FTE teaching staff
	8.0 FTE educational assistants	10.0 FTE educational assistants	10.0 FTE educational assistants	10.0 FTE educational assistants	11.8 FTE educational assistants
	1.0 FTE literacy support educational assistant	0.25 FTE literacy support teacher 1.0 FTE literacy support educational assistant	0.25 FTE literacy support teacher 1.0 FTE literacy support educational assistant	0.5 FTE literacy support teacher 1.0 FTE literacy support educational assistant	0.6 FTE literacy support teacher 1.0 FTE literacy support educational assistant
Enrolment	213 or 199.5 FTE	200 or 192.5 FTE	252 or 236.5 FTE	268 or 253FTE	296 or 280 FTE (
New to CAPE	22% (47)	24% (48)	32% (79)	18% (49)	22% (49)
Student-Teacher Ratio	15.7:1	17:1	14.71:1	16.75:1	15.7:1
With EAs	9.5:1	9.7:1	9:1	9.9:1	9.4:1
Codes	16% mild/moderate	18% mild/moderate	12% mild/moderate	8.6% mild/moderate	11% mild/moderate
	4.2% gifted/talented	3.0% gifted/talented	3% (7/252) – gifted/talented code	2.2% gifted/talented	2.4% gifted/talented
	0.5% gifted/disabled	0.5% gifted/disabled	0.4% gifted/disabled	0.4% gifted/ severe disability	0.3% gifted/severe disability
	2.4% severe disability	2.5% severe disability	3.2% severe disability	2.6% severe disability	2.0% severe disability
Overall	19% mild/moderate & severe	20.5% mild/moderate & severe	15% mild/moderate & severe	10% mild/moderate & severe	11% mild/moderate & severe
	5% gifted & gifted/disabled	3.5% gifted & gifted/disabled	3.5% gifted & gifted/disabled	3% gifted & gifted/disabled	3% gifted & gifted/disabled
Coded & Not Coded but Receive Supports	90%	85%	99%	62.2%	70%
ESL Services	8.5%	13.5%	14%	54%	10%
100% of the population on data-driven IPPs developed, monitored and revised collaboratively 100% are in the AR Reading and AR Math Programs.					

Coded Students as a Percentage of Total Enrolment



Academic	Health	Mild/Moderate	Severe Disability	Gifted	Gifted/Disabled	Psycho-educational/Educational/
2001-02	16.4	15.3	0.7	2.9	0.7	N/A
2002-03	16.3	14.7	1.28	3.2	0.64	N/A
2003-04	20.4	20.1	1.25	8.2	6.9	21
2004-05	17.3	13.7	2.7	11.6	5.5	14
2005-06	15.8	11.4	0.8	8.1	5.7	19
2006-07	13.0	10.9	1.5	9.4	8.70	7
2007-08	16.6	11.4	2.1	9.0	5.5	16
2008-09	24.6	13.4	4.2	7.0	7.8	25
2009-10	34.2	14.4	5.4	6.3	8.1	18
2010-11	26.7	12.3	2.0	6.8	4.1	16
2011-12	22.8	16.8	2.2	6.5	4.3	27
2012-13	10.6	13.8	2.3	5.5	3.6	18.7
2013-14	25.7	19.2	1.4	4.2	4.2	32.2
2014-15	25.7	18.3	2.8	3.7	3.2	33.0
2015-16	31.3	22	2.3	6.1	2.3	23.8
2016-2017	39.7	21	1.8	5.0	0.9	23.3
2017-2018	38	17.5	2	4	0.5	43.5
2018-2019	23.8	13.6	2.4	3.4	0.5	23
2019-2020	30	13	3.2	3	0.4	39
2020-2021	18	11	3	3	0.4	26
2021-2022	18	14	2	3	0.7	25

**Personalized Education
2021-2022**

Grade	Total # in Grade	Total # with Supports	Description of Needs within the Class
K	30	21	ESL, early literacy support, numeracy support, literacy enrichment, numeracy enrichment, speech & language,
1	34	25	Speech and Language, targeted small group literacy intervention, literacy support, ESL support, literacy enrichment, numeracy enrichment, behavioural support, Autism Spectrum Disorder, mental health support
2	29	28	Literacy enrichment, numeracy enrichment, targeted literacy intervention, targeted numeracy intervention, Children's Services, Autism Spectrum Disorder, speech and language services, auditory memory and executive functioning issues, behavioural/executive functioning support,
3	29	29	Gifted & Talented, literacy enrichment, numeracy enrichment, speech & language, Autism Spectrum, ESL, targeted literacy intervention, targeted numeracy intervention, mental health support, literacy support, numeracy support
4	33	30	Learning disability (reading & writing), literacy support, numeracy support, targeted literacy intervention, numeracy support, Multiple Disability: Learning Disorder, ADHD, ODD, Social Pragmatic Communication Disorder, Speech & Language Services, targeted numeracy intervention, literacy enrichment, gifted and talented, mental health support, literacy enrichment, numeracy enrichment, general enrichment, Learning disability – reading, speech, OT , ESL, Children's Services involvement
5	37	35	Vision, Gifted & Talented, low vision strategies/equipment, generalized anxiety, test anxiety, literacy enrichment, numeracy enrichment, general enrichment, Mental Health support, ESL, sensory/OT support, ADHD, possible learning disability (reading), numeracy support, targeted numeracy interventions, Autism Spectrum Disorder, literacy support, Anxiety diagnosis and strategies, Children's Services involvement
6	22	22	General enrichment, mental health support, literacy enrichment, numeracy enrichment, Learning Disability (reading & writing), literacy support, numeracy support, targeted literacy intervention, targeted numeracy intervention, Learning disability (reading), adapted programming, Learning Disability (reading/math), Speech/PT/OT strategies, Speech Therapy (language), OT strategies, FAS, Mental health supports, one-one support, ESL, Mild/Mixed Hearing loss, ADHD - inattentive,
7	28	28	Learning Disability (reading, spelling, math), literacy support, numeracy support, Learning Disability (Math), ESL, Learning Disability (reading, writing, math), targeted literacy intervention, Social Communication Disorder, ADHD Inattentive Type, mental health supports, numeracy enrichment, Children & Family Services involvement, school anxiety, literacy enrichment, Generalized anxiety with panic attacks
8	31	30	Gifted, general enrichment, mental health support, literacy enrichment, numeracy enrichment, Hearing Impaired/Vision impaired, VI Teacher, DHH Teacher, anxiety, speech/language services, some one-one support, literacy support, numeracy support, Autism Spectrum Disorder, some one-one aide support, ESL, possible Learning Disability, Medical Social Anxiety, ADHD Inattentive Type, Sleep Maintenance Insomnia, Child & Family Services involvement, severe behaviour, individual programming
9	19	17	Autism Spectrum, one-one support, mental health support, literacy support, numeracy support, numeracy enrichment, literacy enrichment, general enrichment, Learning Disability (Reading & Writing), ESL, OT

K	30	17%	Mild/Moderate/Funded ESL
		53%	Additional Supports
1-9	240	24%	Mild/Moderate/Gifted/Funded ESL
		2.0%	Severe Code
		370	Additional Supports
K-9	268	100%	AR Reading Program & AR Math Program
K-9	268	90%	Coded or requiring extra supports

Personalized Education 2020-2021

Grade	Total # in Grade	Total # with Supports	Description of Needs within the Class
K	30	10	ESL, early literacy support, numeracy support, literacy enrichment, numeracy enrichment, speech & language, Autism Spectrum Disorder
1	35	24	Literacy support, numeracy support, small group targeted literacy support, ESL, literacy enrichment, numeracy enrichment, speech & language, Children's Services involvement, Mental Health support, numeracy enrichment, Autism Spectrum Disorder
2	24	12	Learning disability (Reading, Writing, & Math), speech and language services, ESL support, mental health support
3	31	15	ESL, literacy support, numeracy support, enriched literacy, enriched numeracy, speech & language, (Learning Disability: Reading & Writing), targeted small group literacy intervention, Multiple Disability: Learning Disorder, ADHD, ODD, Social Pragmatic Communication Disorder), individual targeted literacy intervention, literacy enrichment, numeracy enrichment, Children's Services involvement
4	40	24	ESL, general enrichment, literacy support, small group targeted literacy support, OT, Speech & Language, mental health support, vision/low vision strategies/equipment, Autism Spectrum Disorder, Children's Services involvement, ADHD, Anxiety diagnosis and strategies, modified programming in all areas expressive/receptive language disorder, attendance concerns, sensory/OT support, literacy enrichment
5	15	9	literacy support, Learning Disability (reading & writing), literacy support individual targeted literacy intervention, adapted programming, Speech/OT/OTT supports, Speech Therapy (language), ESL supports, ADHD strategies, Mild/Mixed Hearing loss, numeracy support
6	17	10	ESL, numeracy support, literacy support, small group targeted intervention, Learning Disability (reading, spelling, math), Learning Disability (Math), Social Communication Disorder, ADHD (Inattentive Type), literacy support, individual targeted literacy intervention, mental health supports, school anxiety, generalized anxiety with panic attacks
7	18	12	Autism Spectrum, literacy support, numeracy support, severe behaviour (one-on-one support), ESL, Hearing Impaired/Vision impaired, VI Teacher, DHH Teacher, anxiety, speech/language support, mental health support, some one-one support, small group targeted literacy intervention
8	19	16	General enrichment, enriched numeracy, ESL, Gifted & Talented/ADHD, Depression, General enrichment, mental health support, general enrichment, Autism Spectrum (one-on-one support), Learning Disability (Reading & Writing), literacy support, OT support, numeracy support
9	16	11	Gifted/Talented, general enrichment, ESL, Learning Disability (Processing Speed, general enrichment, Anxiety), Learning Disability based on processing (especially in the area of working memory), Severe Behaviour, (one-one support), anxiety

K	30	13%	Mild/Moderate/Funded ESL
		20%	Additional Supports
1-9	240	28%	Mild/Moderate/Gifted/Funded ESL
		2.5%	Severe Code
		35.4%	Additional Supports
K-9	268	100%	AR Reading Program & AR Math Program
K-9	268	62.2%	Coded or requiring extra supports

Personalized Education 2019-2020

Grade	Total # in Grade	Total # with Supports	Description of Needs within the Class
K	31	27	ESL, early literacy support, numeracy support, Code 30 (speech), OT Support, PT support, literacy enrichment, numeracy enrichment, Children's Services involvement, mental health support, Code 47, Small group targeted literacy support
1	23	22	Literacy support, numeracy support, literacy support, small group targeted literacy support, mental health support, Code 57, OT support, ESL, literacy enrichment, numeracy enrichment, PT support
2	34	32	ESL small group targeted literacy support, OT support, literacy support, numeracy support, Code 58, Code 57 (speech), literacy enrichment, Sever receptive/ expressive language delay
3	35	32	ESL, literacy support, numeracy support, small group targeted literacy support, Code 57: Speech sounds, literacy support, OT support, mental health supports, PT support, Code 57 (expressive/receptive language), Code 44, some one-one support, enriched literacy, enriched numeracy, Code 46: Vision Impaired, VI teacher, some one-one support,
4	17	17	ESL, general enrichment, literacy support, enriched numeracy, Code 80, mild/mixed hearing loss, small group targeted literacy support, Code 58: PT/OT/Speech Therapy (language), Occupational Therapy/Speech/Physical Therapy, Learning Disability, mental health support, exempt from 2 nd language
5	24	23	General enrichment, literacy support, enriched numeracy, enriched literacy, Funded, mental health supports, Code 57 (speech sounds), Code 58: Social Communication Disorder, ADHD Inattentive Type, generalized anxiety with panic attacks, ADHD, inattentive with anxiety
6	33	33	General enrichment, enriched literacy, enriched numeracy, OT support, mental health support, Code 80, ESL, numeracy support, mental health support, small group targeted literacy support, Code 44: Autism Spectrum Disorder, physical therapy, One-on-One support, Code 43: Hearing Impaired/Vision impaired, VI Teacher, DHH Teacher, anxiety, speech/language support, ADHD with generalized anxiety,
7	19	18	Code 80: enriched numeracy, enriched literacy, general enrichment, ESL, Hearing impairment, Code 44: Autism Spectrum, literacy support, numeracy support, OT support, counselling support, small group targeted literacy support
8	22	20	General enrichment, enriched literacy, enriched numeracy, Code 80: Gifted & Talented, Learning Disability – Processing Speed, Learning Disability based on processing, especially in the area of working memory, Learning Disability based on processing - primarily working memory, small group targeted literacy support, ESL, Generalized Anxiety Disorder, ADD Specific Learning Disability with impairment in Reading – moderate to severe in the areas of decoding, phonetic knowledge, word recognition, and comprehension, mental health support, anxiety, Code 42 Severe Emotional/behaviour: ADHD/ODD, Learning Disability Based on Processing Proficiency some one-one EA support, Code 53: ADHD-combined type, significant sensory issues (very sound sensitive), some autistic behaviours, OT support
9	13	13	Code 80: Gifted & Talented, literacy enrichment, numeracy enrichment, general enrichment, Code 80/54: Gifted & Talented/Learning Disability - Processing proficiency, Code 54: Learning Disability – reading/processing, Fine Motor Delays, Code 53: ODD/ADHD – Combined type, ESL, literacy support, Visual Processing, ADHD

K	31	23%	Mild/Moderate/Funded ESL
		6%	Severe Code
		58%	Additional Supports
1-9	220	31%	Mild/Moderate/Gifted/Funded ESL
		2.7%	Severe Code
		65%	Additional Supports
K-9	251	100%	AR Reading Program & AR Math Program
K-9	251	99%	9 Coded or requiring extra supports

**Personalized Education
2018-2019**

Grade	Total # in Grade	Total # with Supports	Description of Needs within the Class
K	15	6	ESL funded, early literacy support, PT
1	24	22	ESL funded, early literacy support, speech sound support, early numeracy support, OT support, severe receptive/expressive language delay, enriched literacy support
2	30	20	Literacy support, numeracy support, speech sounds, literacy enrichment numeracy enrichment, expressive/receptive language, ESL funded, ADHD, OT, small group literacy support,
3	14	12	Funded ESL, enriched numeracy, enriched literacy, OT/Speech Therapy (language), speech/language, early literacy support, early numeracy support, small group literacy support, mental health support, Occupational Therapy/Speech/Physical Therapy, Mild/Mixed Hearing loss,
4	24	23	Speech sounds, funded ESL, numeracy support, literacy support, ADHD, inattentive with anxiety, OT support, Social Communication Disorder, Speech/language support, Social Communication Disorder with some Autistic Traits, generalized anxiety with panic attacks, enriched literacy, enriched numeracy
5	29	28	Autism Spectrum Disorder, speech therapy (language), physical therapy, One-on-One EA, literacy support, numeracy support, Hearing Impaired/Vision impaired, VI Teacher, DHH Teacher, anxiety, speech/language support, mental health support, some one-one support, ADHD with generalized anxiety, ADHD with generalized anxiety, speech referral, funded ESL, enriched numeracy, ESL non-funded, enriched numeracy
6	18	17	ESL Funded, numeracy support, literacy support, s, mall group literacy support, enriched numeracy, general enrichment, general enrichment, Hearing impairment
7	19	18	Learning Disability – Processing Speed, general enrichment, Learning Disability based on processing proficiency - primarily working memory, Gifted & Talented, enriched literacy, enriched numeracy, Severe Emotional/behaviour: ADHD/ODD, some one-one EA support, Generalized Anxiety Disorder ADD Specific Learning Disability with impairment in Reading – moderate to severe in the areas of decoding, phonetic knowledge, word recognition, and comprehension, mental health support, literacy support, numeracy support, ESL funded, Anxiety, ADHD-combined type, significant sensory issues (very sound sensitive), some autistic behaviours, OT support
8	16	15	Learning Disability – reading/processing, Fine Motor Delays, literacy support, numeracy support, ODD/ADHD – Combined type, ESL funded, ESL non-funded, enriched numeracy, visual processing, enriched literacy, enriched numeracy, ADHD, Gifted & Talented, general enrichment, Gifted & Talented/ Learning Disability - Processing proficiency, Verbal learning disability enriched numeracy, general enrichment
9	14	13	Verbal Learning Disability, enriched numeracy, Child & Family Services involvement, FNMI, literacy support, numeracy support, adapted programming, Trichotillomania/Auditory Processing, Autism Spectrum, Learning Disability based on processing proficiency, Fine Motor, Mild Cognitive Delay Literacy support, Seizure Disorder, Possible ADHD, adapted programming, ESL funded, Borderline processing speed, enriched literacy, ODD/ADHD

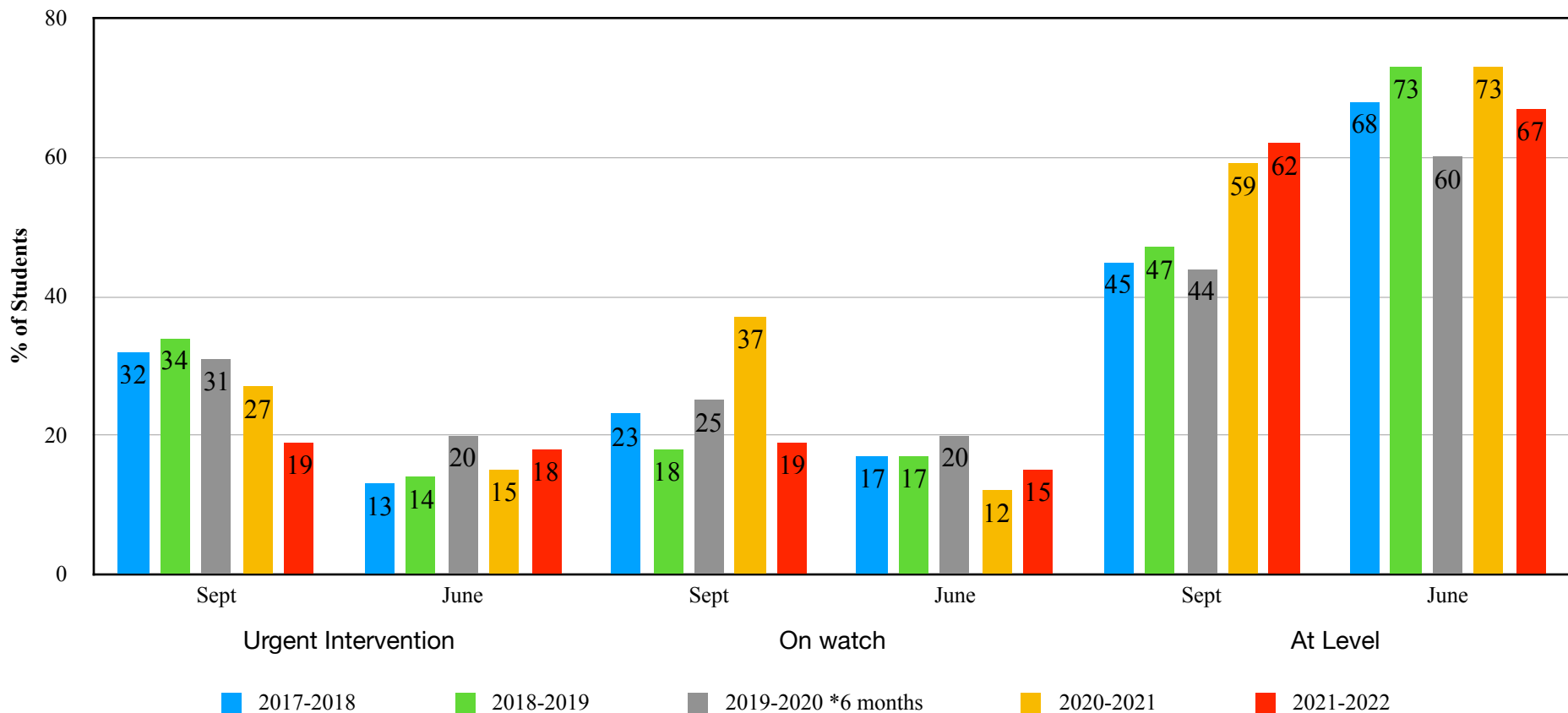
Grade	Total # in Grade	Total % with Supports	Descriptor
K	15	20%	Mild/Moderate/Funded ESL
		20%	Additional Supports
1-9	188	33%	Mild/Moderate/Gifted/Funded ESL
		35%	Severe Code
		53%	Additional Supports
K-9	203	100%	AR Reading Program & AR Math Program
K-9	203	85%	Coded or requiring extra supports

Personalized Education 2017-2018

Grade	Total # in Grade	Total # with Supports	Description of Needs within the Class
K	27	23	ESL funded, speech, speech sounds delay, mild/moderate speech/language, OT, social skills support, mild/moderate speech/language, early numeracy support, early literacy support, enriched literacy, social skills support
1	27	23	Early literacy support, early numeracy support, speech/language, social skills support, Funded ESL, ESL non-funded, referral for speech, referred for OT, mental health support, social skills support, extended programming, vision Impaired, VI teacher, some one-one support, ADHD, OT, PT, enriched literacy, enriched numeracy
2	19	17	Funded ESL, ESL non-funded, OT/speech therapy (language), social skills support, speech/language, exempt from 2 nd language, early literacy support, early numeracy support, occupational therapy/speech/physical therapy, enriched literacy, enriched numeracy
3	25	19	Speech, funded ESL, ADHD, exempt from 2 nd Language, OT, social communication disorder, ADHD, iInattentive Type, Code 303: speech/language support, exempt from 2 nd language, emotional/behaviour, Child & Family Services involvement, mental health support, enriched literacy, enriched numeracy, literacy support, numeracy support
4	24	23	Speech sounds, funded ESL, numeracy support, literacy support, ADHD, inattentive with anxiety, OT support, Social Communication Disorder, Speech/language support, Social Communication Disorder with some Autistic Traits, generalized anxiety with panic attacks, enriched literacy, enriched numeracy
5	24	23	Enriched literacy, enriched numeracy, general enrichment, ESL funded, non-Funded ESL, Literacy support, numeracy support, mental health support
6	25	22	Learning disability based on processing, severe emotional/behaviour: ADHD/ODD, some one-one EA support, working memory, processing proficiency, ESL funded, anxiety, mental health support, numeracy support, literacy support, enriched literacy, enriched numeracy, general enrichment
7	15	15	Learning disability – reading/processing, fine motor delays, earning disability (writing), ADHD – Inattentive type, physical/medical disability – Autism Spectrum Disorder, generalized anxiety disorder, ADHD, ESL non-funded, visual processing, enriched literacy, enriched numeracy, general enrichment, literacy support, numeracy support
8	16	16	Verbal learning disability, borderline processing speed, mental health, Child & Family Services involvement, mental health support, exempt from 2 nd language, verbal learning disability, Trichotillomania/Auditory Processing/Exempt from 2 nd Language, verbal learning disability/processing speed, physical therapy, ASD, processing speed, fine motor, mild cognitive delay Literacy support, Seizure Disorder, Possible ADHD, Exempt from 2 nd language, mild/moderate Autism Spectrum Disorder, ADHD, anxiety, learning disability, general enrichment, literacy enrichment, numeracy enrichment, literacy support, numeracy support
9	11	11	ASD, exempt from 2 nd language, mild cognitive delay, verbal learning disability, adapted programming: Math & LA & writing, anxiety, ADHD – Inattentive Type, family services involvement, mental health: Generalized Anxiety Disorder with Situational Test Anxiety, enriched literacy, enriched numeracy, general enrichment, literacy support, numeracy support

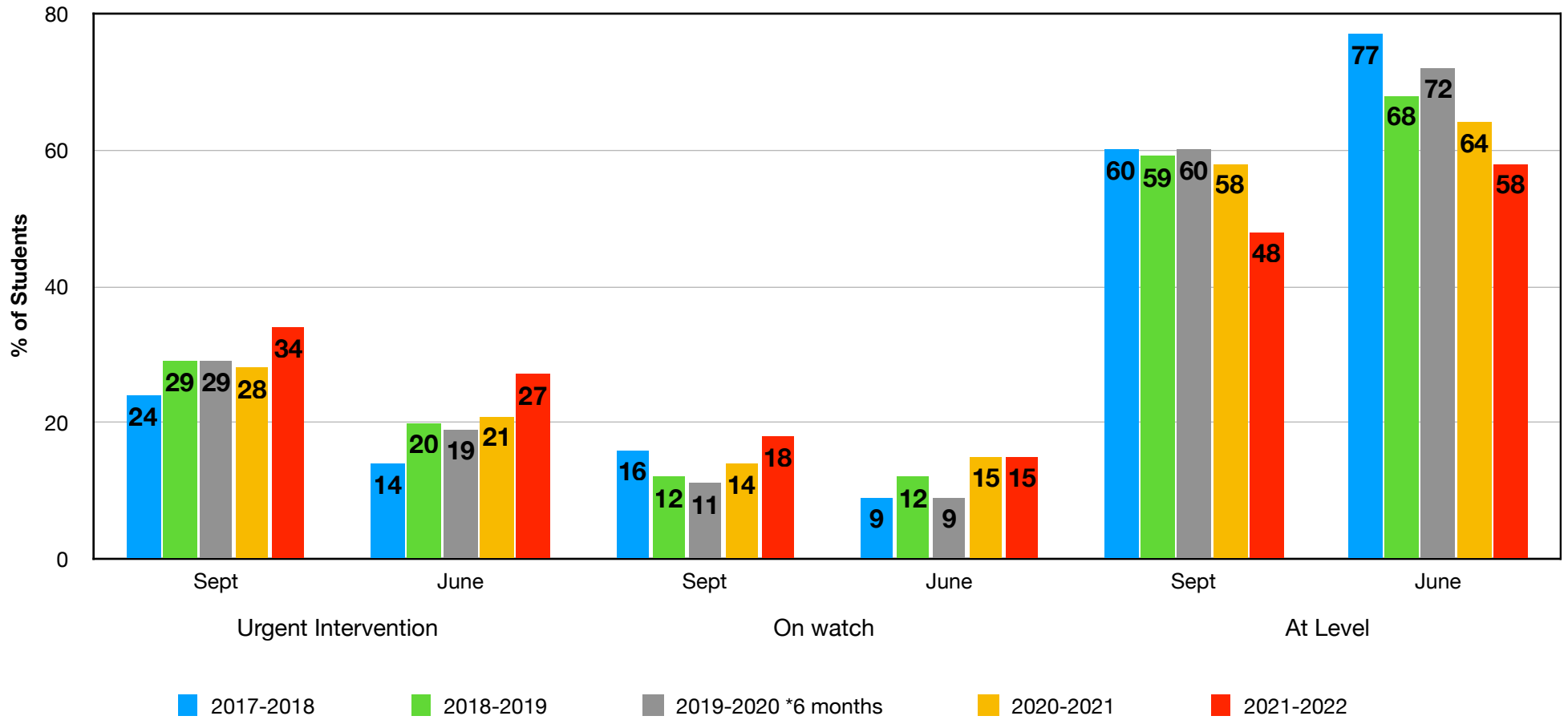
K	27	37%	Mild/Moderate/Funded ESL
		3.7%	Severe Code
		85%	Additional Supports
1-9	186	27%	Mild/Moderate/Gifted/Funded ESL
		2%	Severe Code
		91%	Additional Supports
K-9	213	100%	AR Reading Program & AR Math Program
K-9	213	90%	Coded or requiring extra supports

5-Year Literacy Classification Growth



	% Urgent Intervention Sept	% Urgent Intervention June	% On Watch Sept	% On Watch June	% At Level Sept	% At Level June
2017-2018	32	13	23	17	45	68
2018-2019	34	14	19	17	47	73
2019-2020 *6 months	31	20	25	20	44	60
2020-2021	27	15	37	12	59	73
2021-2022	19	18	19	15	62	67

5-Year Numeracy Classification Growth



	% Urgent Intervention Sept	% Urgent Intervention June	% On Watch Sept	% On Watch June	% At Level Sept	% At Level June
2017-2018	24	14	16	9	60	77
2018-2019	29	20	12	12	59	68
2019-2020 *6 months	29	19	11	9	60	72
2020-2021	28	21	14	15	58	64
2021-2022	34	27	18	15	48	58